

FEDERAL UPDATE



NATALIE COLLINS, PRESIDENT
CALIFORNIA ASSOCIATION OF WINEGRAPE GROWERS

Overview

- Appropriations – FY 2024
- Farm Bill
- Elections
- Crop Insurance



Appropriations - FY 2024

Third CR signed on Jan 19.

- **March 1:**

- Agriculture
- Energy-Water
- Military Construction-VA
- Transportation-HUD.

- **March 8:** Commerce-Justice-Science, Defense, Financial Services-General Government, Homeland Security, Interior-Environment, Labor-HHS-Education, Legislative Branch, and State-Foreign Operations bills.



CAWG Appropriations Requests

- \$5 Million for Smoke Exposure Research
- FSMA: Exemption from Produce Safety Rule & Water Rule
- Specialty Crop Pest Program
 - Additional funding for Spotted Lanternfly on West Coast
- Natural Disaster Assistance



FARM BILL

The 2018 Farm Bill is extended through September 30, 2024



CAWG Farm Bill Priorities

I. Mechanization and Automation

- H.R. 4173: Advancing Automation Research + Development in Agriculture
 - \$20m in annual funding (\$100m over Farm Bill cycle)
- H.R. 5062: Specialty Crop Mechanization Assistance Act

2. Wildfire Smoke Research Funds

- H.R. 5199: Specialty Crop Research Act
 - Increase SCRI by \$50m annually and IR-4 Project by \$25m

3. Adjusting AGI Limitations

- H.R. 4127: Fair Access to Ag Disaster Programs Act
- H.R. 4800: Growing Access to Environmental Sustainability Act



CAWG Farm Bill Priorities

4. Continued Resources for Crop Insurance

5. Continued Pest and Disease Funding

Market + Export Assistance

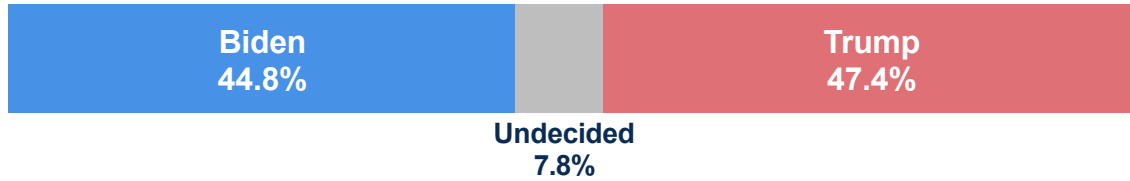
- Ag Export Promotion Act of 2023
 - Double funding for MAP (\$400m) and FMD (\$69m)
- Specialty Crops Reporting on Opportunities and Promotion Act
- Specialty Crop Domestic Market Promotion + Development Act



ELECTIONS



2024 Presidential Outlook



- 2020 election was decided by 45k votes in key swing states (GA, AZ, WI)
- The 2024 election margins will likely be just as close, if not closer, in key battleground states including Arizona, Georgia, Pennsylvania, and Wisconsin

2024 Senate Outlook

- 34 Senate seats are up for election this fall
 - Democrats defending 23 seats
 - Republicans defending 11 seats
- President Biden's low approval ratings are making it increasingly difficult for Democratic senators in red states running for re-election



Senate Election

Candidates



Eric Early

Business Owner / Attorney

Republican



Steve Garvey

Professional Baseball Representative

Republican



Barbara Lee

Congresswoman / Mother

Democrat



Katie Porter

U.S. Representative

Democrat



Adam Schiff

U.S. Representative

Democrat



There are two separate elections:

- One to pick who will serve out the term ending in January 2025.
- Second to decide who will fill the seat for six years.

2024 House Outlook

- Republican majority, 219-213
- Number of competitive seats expected to be limited in the House, with only 24 of 435 seats expected to be tossups



House Seats – Toss Ups

CD-13

John Duarte (R) v Adam Gray (D)

Voter registration:

- 42.8% Democratic
- 28.4% Republican
- 21.4% no party preference



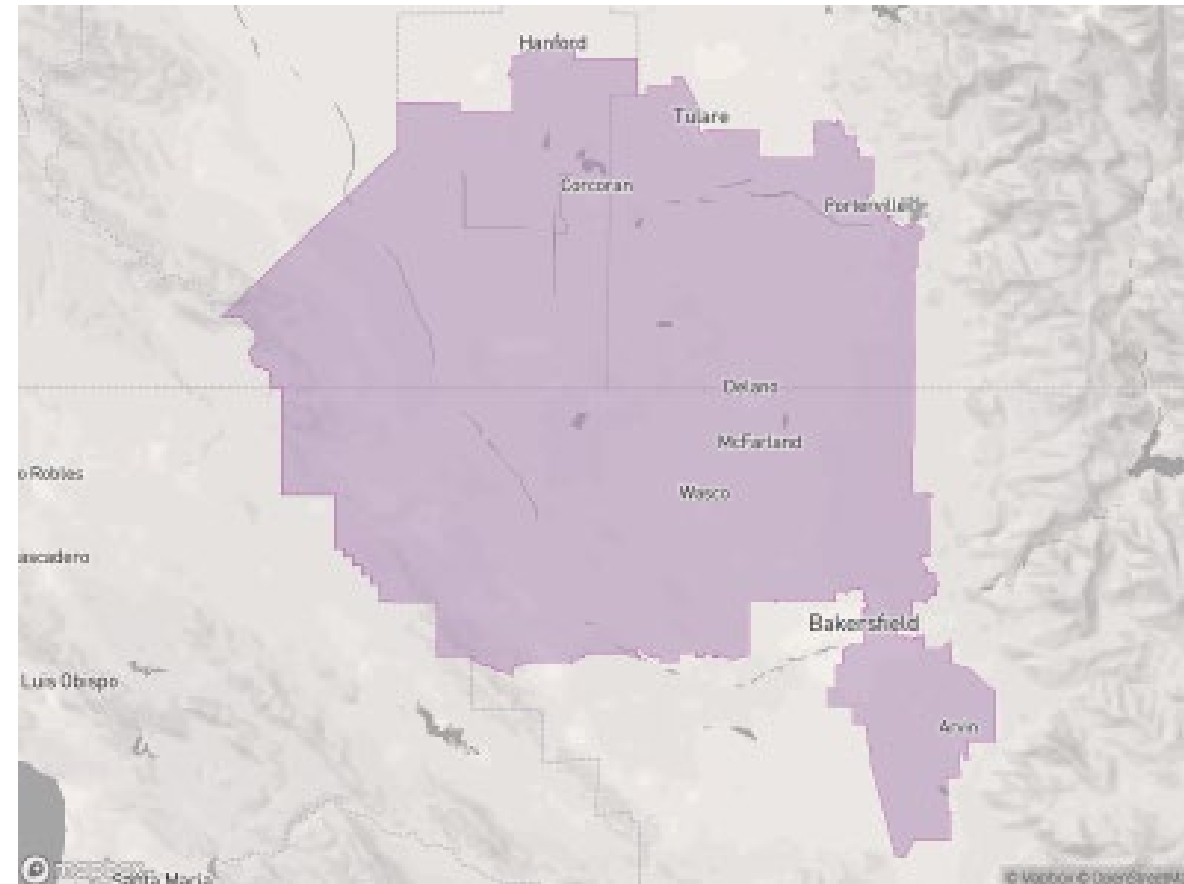
House Seats – Toss Ups

CD-22

David Valadao (R) v Rudy Salas (D)

Voter registration:

- 43.4% Democratic
- 26.0% Republican
- 22.6% no party preference



House Seats – Toss Ups

CD-27

Mike Garcia (R)

v. Christy Smith (D)

Voter registration:

- 41.7% Democratic
- 29.2% Republican
- 21.6% no party preference

CD-44

Ken Calvert (R)

v. Will Rollins (D)

Voter registration:

- 36.7% Democratic
- 36.2% Republican
- 19.5% no party preference

CROP INSURANCE



Crop Insurance

Grapevine Insurance Program

- Deadline to apply: November 1
- Classified as a “mortality policy”
- Covers: freeze, fire, hail, flood, and failure of the irrigation water supply caused by an unavoidable, naturally occurring event.
- Counties Included: Lake, Mendocino, Monterey, Napa, San Luis Obispo, and Sonoma.



Crop Insurance

Fire Insurance Protection – Smoke Index (FIP-SI)

- Modeled after Hurricane Insurance Protection - Wind Index (HIP-WI)
- Endorsement on MPCCI Policy – Insure up to 95%
- Payment trigger by county:
 - 13 or more **heavy smoke** days between June 1 and November 10.
- Using date from National Oceanic and Atmospheric Administration (NOAA)



Crop Insurance


Fire Insurance Protection – Smoke Index (FIP-SI)

- In 2020, there were 44 heavy smoke days reported for Fresno and 32 reported in Napa during the reportable period (June 1 – Nov 10).
- In 2018 and 2021, Napa saw 20 heavy smoke days during the reportable period.
- What's Next?
 - Risk Management Agency Review
 - Potential to be offered for 2025 crop year





 **NATALE COLLINS**

 (916) 379-8995

 Natalie@cawg.org

QUESTIONS?

THANK YOU

CAWG.ORG

